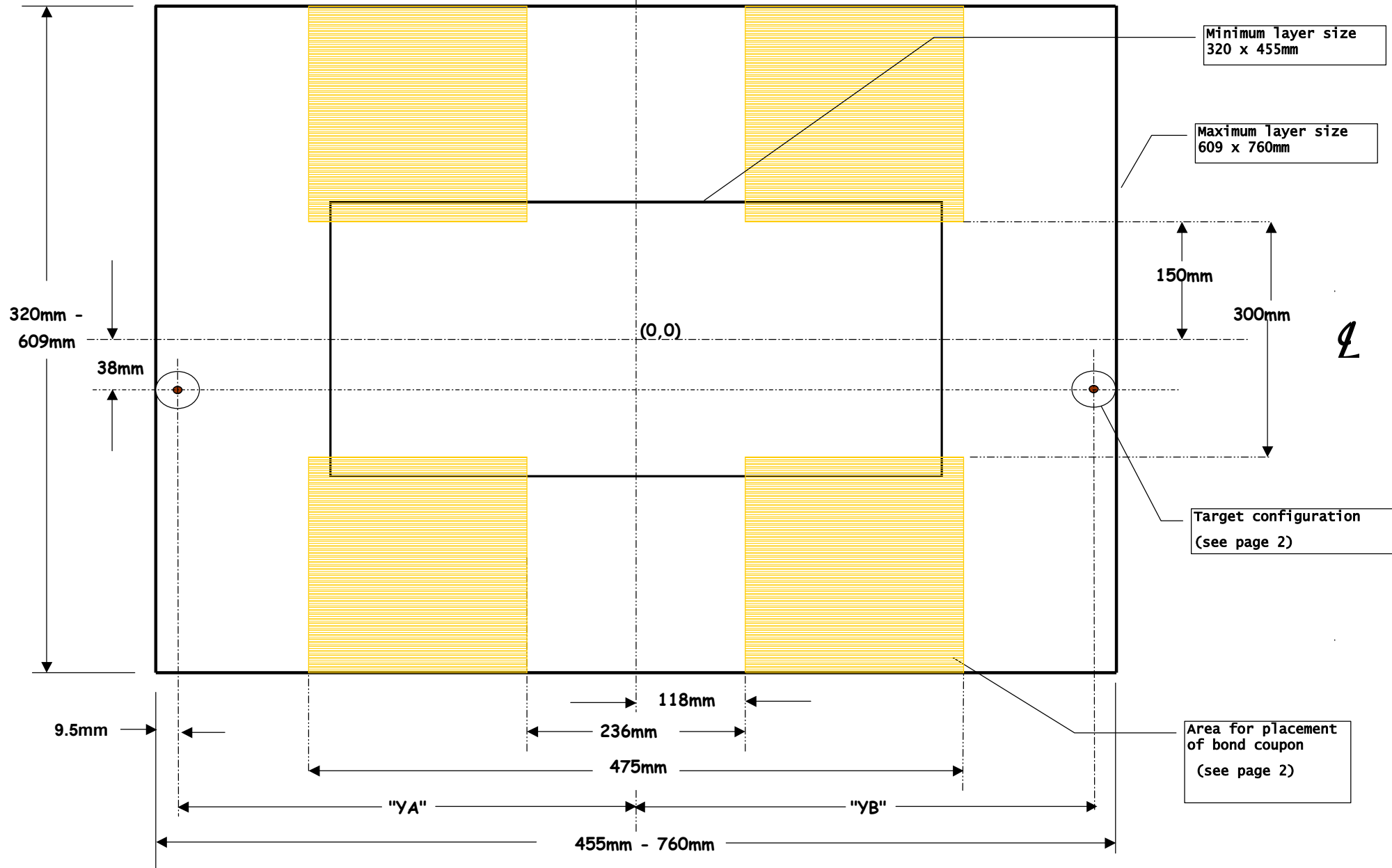


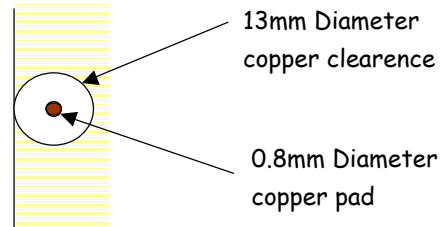
PRS-77 Inductive panel configuration



Target configuration and locations

Panel size Inches	Target Locations YA / YB	Panel size mm	Target Locations YA / YB
18	8.625	457	219
19	9.125	483	232
20	9.625	508	244
21	10.125	533	257
22	10.625	559	270
23	11.125	584	283
24	11.625	610	295
25	12.125	635	308
26	12.625	660	321
27	13.125	686	333
28	13.625	711	346
29	14.125	737	359
30	14.625	762	371

Target configuration

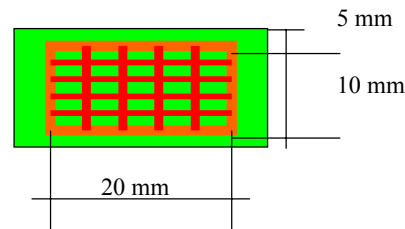


Target locations, 0.8mm (0.030") diameter pad in 13mm (0.50") diameter clearance of copper on top side of innerlayers

Bond site configuration

Bond site coupon can be placed in any location in the shaded area for the panel size selected.

Bond site coupon



Copper line 1 mm 

Etched area 2 mm 